



Celebrating 100 years

HARDWOOD SUMMERHOUSES AND GARDEN BUILDINGS

THE PERFECT HIDEAWAY

Fulfil your dream by choosing a Scotts summerhouse ~ the perfect quintessentially English hideaway for your garden.

Whether you like to entertain friends, escape with a morning paper and coffee or just enjoy sitting in your garden, we have a summerhouse to suit your dreams.

Over recent years, we have learnt how to enjoy our gardens more, so naturally we want to spend extra time in them. And, what better way than drinking

and dining in a luxurious summerhouse, whatever the weather. Scotts has recognised the need for greater flexibility as lifestyles, tastes and garden settings vary greatly between individuals. So, you can personalise your summerhouse by choosing the building and individual features to suit you, your hobbies and your garden.

Scotts summerhouses and garden buildings provide the ideal excuse to linger longer in the garden throughout the year.

STEP-BY-STEP

Simply follow through the step-by-step approach to identify the different choices and to select your preferred features.

Choose from building designs, roof options, colour finishes and fabric styles as well as a variety of optional extras.

Then, by following through the brochure, you can easily identify what appeals to you and what features are necessary to create your dream summerhouse.

- Choose your building design from the five options pictured on page 3
- Choose a colour finish to complement or contrast with your garden
- Choose whether you require integral seating and upholstery
- Where seating and upholstery are chosen, select a fabric design
- Choose your preferred roof material (Please specify if you need to keep the building height under 2.5 metres, at the time of order)
- Finally, choose any optional extras to personalise your building

Front cover picture: 2.4m Burghley finished in Sage Paint with Cedar Shingle Roof

CELEBRATING 100 YEARS

Established in 1920, Scotts of Thrapston has built an enviable reputation for high quality, specialist timber products and is one of the country's leading suppliers of summerhouses and garden buildings.

A familiar sight at The RHS Chelsea and Hampton Court Flower Shows, Scotts summerhouses are available in a stylish choice of colours, shapes and varying sizes. With their enduring appeal and flexibility of design, you can create a masterpiece in your garden to be envied by all around.

Scotts summerhouses have been created to suit most requirements and the different models are featured within this brochure.

Alternatively, if you desire an exclusive garden building, customised to fit an unusual shape in the garden or to your personal design, then Scotts produces bespoke summerhouses to suit. The range of sumptuous Scotts summerhouses will enhance any garden setting, providing the perfect hideaway.

CONTENTS

The Balmoral	4
The Baltimore	6
The Burghley	8
The Newhaven Corner Summerhouse	10
The Sun Ray Garden Room	12
Colour Finishes	14
Fabric Styles and Seating	15
Roof Materials	16
Optional Extras	18
Specification	20
Site Preparation.....	22
Bespoke Summerhouses	23



See page 4



See page 6



See page 8



See page 10



See page 12



THE BALMORAL

Traditional, classic styling and an exclusive shutter system, offers the perfect retreat from the pressures of modern life.

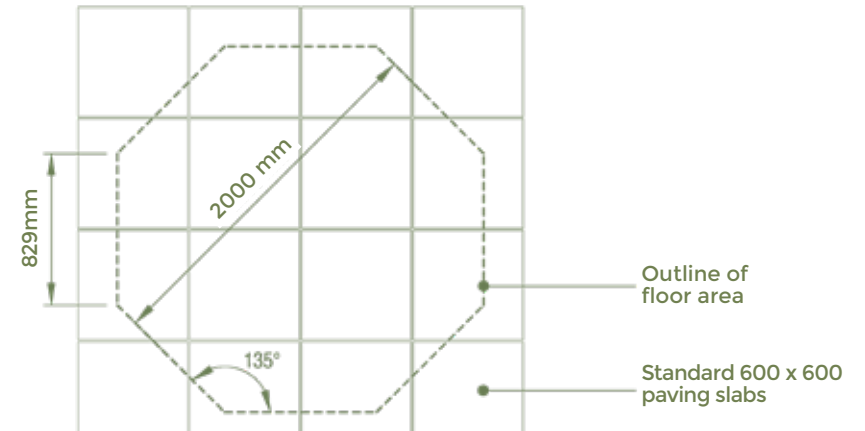
The Balmoral incorporates the unique and admired Scotts door and window shutter system. In hotter weather, when the gazebo is in use, the shutters can be completely removed and stored on special brackets provided.

At the end of the day, the shutters are simply replaced to provide protection from the elements. The shatterproof acrylic glazing, within the shutters, provides a lightweight alternative to glass and can easily be removed for cleaning.

The Balmoral gazebo has a slate effect glass fibre roof, as standard, although a cedar shingle roof is available at an additional cost.

Freestanding seating, with storage, and upholstery can be added to the Balmoral, as with all of the other buildings, and the choice of optional extras are similarly available.

The Balmoral Base Plan



Front Elevation





“
We love the gazebo. We
have never enjoyed our
garden so much - even in
the late Autumn and early
Spring. Thank you.”

Mrs S | Twickenham

Pictured: The Balmoral finished in Arctic Blue Paint with Mediterranean Blue Shutters

Cedar Shingle Roof Style



THE BALTIMORE

Relax and enjoy your garden, all year long, in the comfort of this ultimate hideaway.

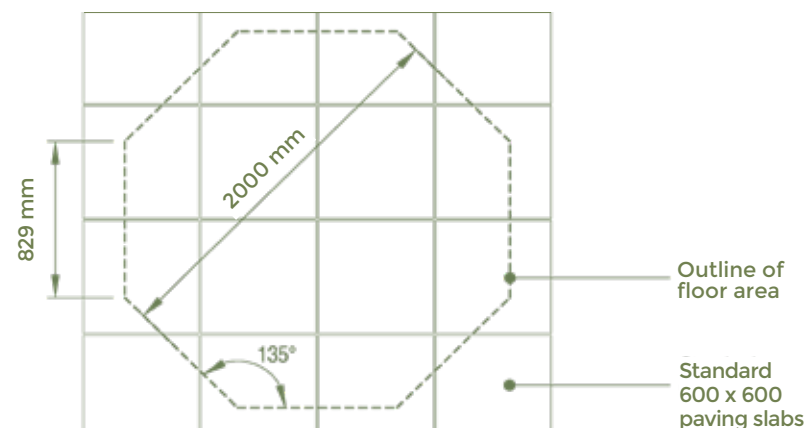
The Baltimore summerhouse is the ideal place to take a tea break from gardening, to listen to the cricket in peace or for summer get-togethers that continue late into the evening.

The Baltimore is an extremely popular octagonal summerhouse that suits most gardens and comes, as standard, with a glass fibre roof. The Baltimore includes a pair of lockable doors and casement style windows, supplied with laminated glass and brass ironmongery.

The doors and windows can be hooked open during a warm day yet can easily be closed up to provide the ideal garden hideaway when the temperature gets cooler.

In addition, the Baltimore is supplied, as standard, with three attractive diamond leaded windows on the rear panels.

The Baltimore Base Plan



Front Elevation





“
We are absolutely
delighted with our new
summerhouse - it really is
lovely and has blended into
its location perfectly! ”

Mrs A | Cardiff



Glass Fibre Roof Style

Pictured: The Baltimore finished in Scotts Brown Stain, with Leaded Glass



THE BURGHLEY

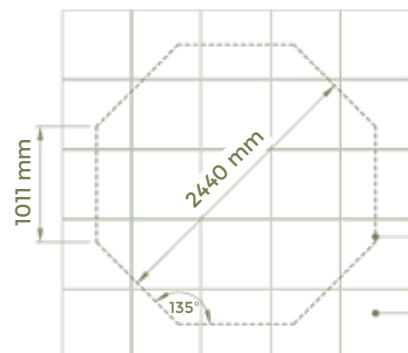
Live an outdoor lifestyle with this attractive and spacious summerhouse which is ideal for entertaining throughout the year. The Burghley is available in three sizes: 2.4m, 3.0m and 3.6m wide.

The Burghley is a larger octagonal summerhouse perfect for alfresco dining, for use as a studio or playroom or simply as an outdoor room to entertain family and friends. The Burghley has casement windows and lockable doors that can be opened up in the warmer weather yet provide invaluable shelter when it is cooler.

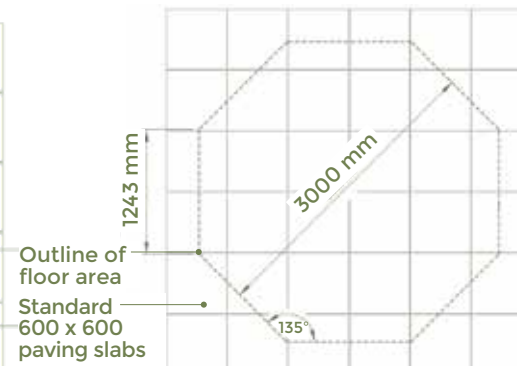
The Burghley is supplied, as standard, with three attractive diamond leaded windows on the rear panels. The 2.4m summerhouse has a lead effect glass fibre roof as standard, although a cedar shingle roof can be specified at an additional cost. The 3.0m and 3.6m Burghley are only available with a cedar shingle roof.

Freestanding seating with upholstery can be added to the Burghley, as with all of the other buildings, and the choice of optional extras are similarly available.

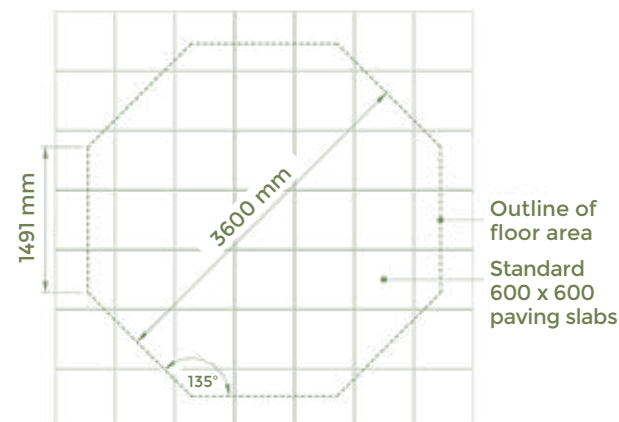
The 2.4m Burghley Base Plan



The 3.0m Burghley Base Plan

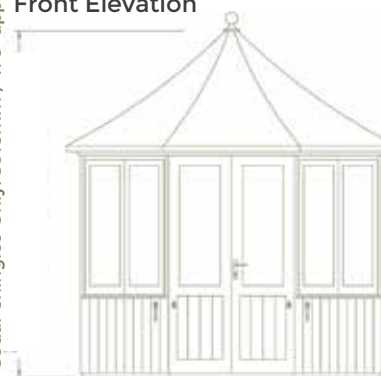


The 3.6m Burghley Base Plan



Front Elevation

2.4m: 3060mm / 10'0" approx
3.0m Cedar Shingles Only: 3310mm / 10'10" approx
3.6m Cedar Shingles Only: 3510mm / 11'6" approx



Height to Eaves: 1964mm
Roof Overhang: 120mm



“
We have really customised
our little room in our garden.
We have added fairy lights so
that it lights up at night and
a heater for the cooler days.
We use it all the time!”

Mr C | Milton Keynes

Pictured: The 3m Burghley finished in Lilac Paint, with Leaded Glass



Glass Fibre Roof Style



THE NEWHAVEN CORNER SUMMERHOUSE

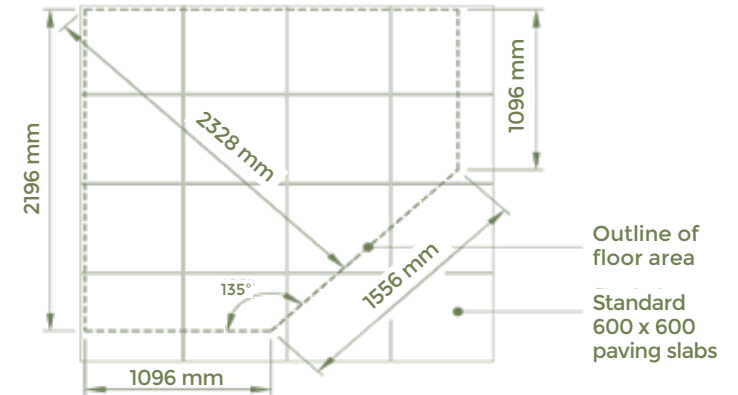
Capture the magic of the garden with this summerhouse, designed to neatly fit into a corner site. Available in two convenient sizes (2.2m and 3.0m) to complement most gardens.

The Newhaven has been cleverly designed to make the most of a corner setting and to fit snugly into a confined location. It is supplied with lockable doors and casement windows with laminated glass and removable margin light detail. The doors and windows are all fitted with brass ironmongery, as standard. The Newhaven opens up to create a spacious and airy summerhouse offering the ideal view across the whole garden.

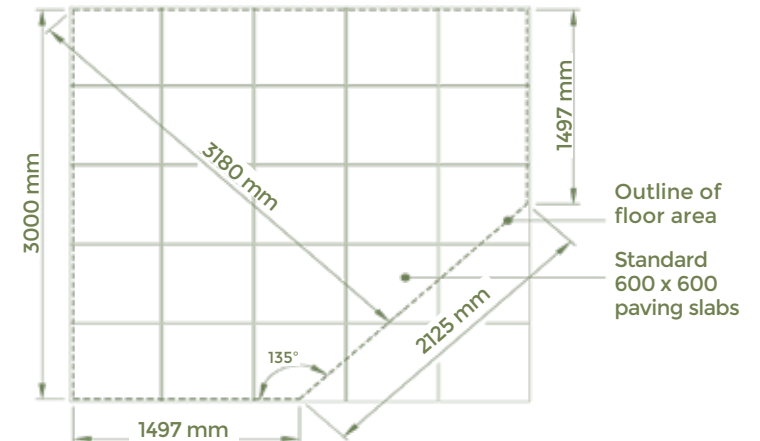
The 2.2m Newhaven Corner Summerhouse has a slate effect glass fibre roof as standard, although a cedar shingle roof can be specified at an additional cost. The 3.0m Newhaven is only available with the cedar shingle roof option, with stunning copper finial, to naturally blend in any forgotten corner.

Height to Eaves: 1964mm
Roof Overhang: 138mm to front
39mm to sides

The 2.2m Newhaven Base Plan



The 3.0m Newhaven Base Plan



Front Elevation / 2.2m



Front Elevation / 3m





“
Just to say a big thank you
for the very efficient way you
carried out your business.
The Newhaven Corner
Summerhouse has been much
admired by all. ”

Mrs F | Cambridge



Cedar Shingle Roof Style

Pictured: The 2.2m Newhaven Corner Summerhouse finished in Wood Ash Paint

THE SUN RAY GARDEN ROOM

Friends and family are welcome in this larger stylish summerhouse.

The Sun Ray Garden Room has casement windows and lockable doors that open up on a hot summer's day or conveniently shut up in the cooler weather. The doors and windows are fitted, as standard, with brass ironmongery, contributing to the traditional look.

The Sun Ray is available in three sizes: 3.4m, 3.9m and 4.4m wide. The 3.4m building has a slate effect glass fibre roof, as standard, with a cedar shingle roof option if preferred, at an extra cost. The larger 3.9m and 4.4m Sun Ray Garden Room are only offered with a cedar shingle roof.

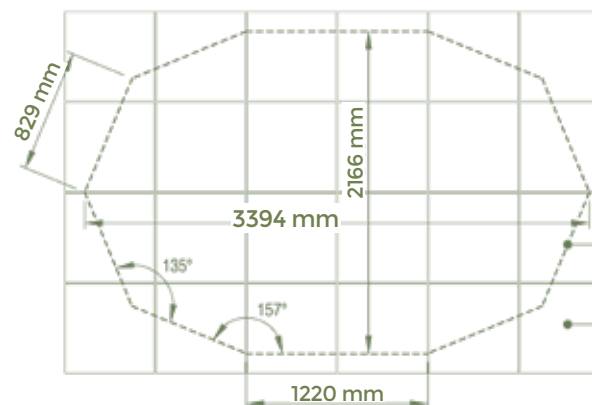
Classic in design, the Sun Ray Garden Room has proved incredibly popular as a hobby room whether for painting, yoga or as a home gym.

Front Elevation



Height to Eaves: 1964mm
 Roof Overhang: 120mm

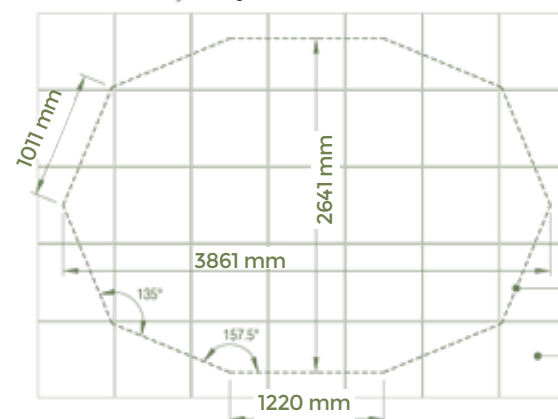
The 3.4m Sun Ray Garden Room Base Plan



Outline of floor area

Standard 600 x 600 paving slabs

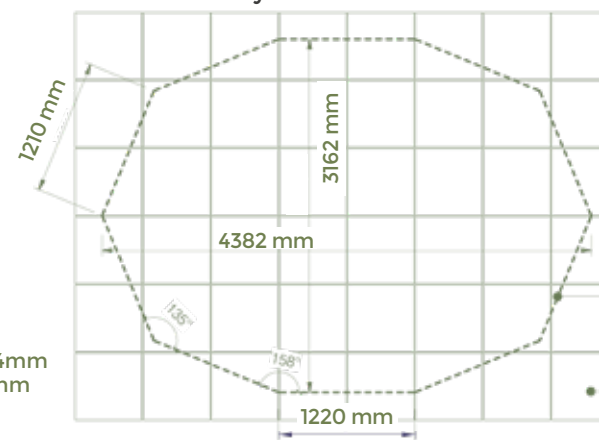
The 3.9m Sun Ray Garden Room Base Plan



Outline of floor area

Standard 600 x 600 paving slabs

The 4.4m Sun Ray Garden Room Base Plan



Outline of floor area

Standard 600 x 600 paving slabs



“
Thank you for our Garden Room. After the hot summer we have had we have spent endless hours in it - after cooling off in the swimming pool. It makes a wonderful changing room.”

Mrs W | Somerset

Pictured: The 3.9m Sun Ray Garden Room finished in Wood Ash Paint with Leaded Glass

Glass Fibre Roof Style



COLOUR FINISHES

Scotts summerhouses are all supplied in a natural, unpainted finish of Red Grandis, for application of your own paint or stain. Red Grandis is a premium quality, sustainable hardwood which is extremely durable, perfectly suited for outdoor buildings. It is recommended that all buildings are painted or stained in order to offer a long life span and for the warranty to apply.

If you select the paint or stain to be applied by Scotts, there is a range of appealing colour finishes enabling the summerhouse to be customised to blend with your garden. The ten paint and one stain colour options are shown below.

If a paint finish is selected then all of the nail holes are filled before the timber is primed. The microporous top coat, in your chosen colour, is applied in a spray finish from the Sayerlack range

offering excellent resistance to the elements. In most cases, this gives you five to seven years of maintenance free life, depending on the location of your building.

If a stained finish is chosen, one base coat and two top coats of Sayerlack semi-gloss stain are applied. The stain penetrates and enhances the natural beauty of the wood whilst offering a highly effective protection. Depending upon the exposure and location of the summerhouse, this translucent stain will, generally, protect the building for five to seven years before re-staining is necessary.

A tin of touch up stain or paint is supplied with all stained or painted buildings, for touching up as necessary.

Paint or stain is available direct from Scotts suppliers for maintaining your building in future years.

					
Red Grandis	Putty	Lilac	Duck Egg	Slate	Wood Ash
					
Antique Oak Stain	Fern	Sage	Moorland Green	Buttermilk	Birch

Colours may vary due to the printing process, samples are available on request.

FABRIC STYLES AND SEATING



CAMARILLO TANGO



CINNEBAR



DRAGONFLY



PASTEL



PARADISE FENNEL



SILVER BIRCH

SEAT CUSHION COLOURS



STONE

CAMARILLO TANGO &
CINNEBAR



ALUMINIUM

DRAGONFLY &
PASTEL



DOVE

PARADISE FENNEL &
SILVER BIRCH

INTERIOR SEATING AND UPHOLSTERY DESIGNS

All of the Scotts summerhouses can be supplied with modular wooden seating, with storage, and a sumptuous upholstery set. The upholstery includes comfortable padded seating and loose backrest cushions adding a touch of luxury to your garden building. As standard, Scotts supplies the summerhouse without seating or upholstery although a plain cream fabric roof lining will always be supplied (unless underlining to the roof is specified).

Where seating and upholstery are chosen, each section of seating is supplied with a high quality, deep foam block seat cushion, complete with piping. Luxurious, loose backrest cushions with hollow fibre filling are supplied in two different sizes, offering a comfortable and modern finishing touch to the summerhouse. All large backrest and seat cushion covers are removable for dry cleaning. Scotts offers a wide choice of fabric styles to suit all tastes, as shown.

MODULAR SEATING

The modern, sectional style of seating is freestanding so that it can easily be moved and placed in different positions, as required.

This seating design offers great flexibility as well as providing a self contained storage space within each section, acting as a convenient hideaway for various garden accessories.

The seating is painted to match the chosen paint finish for your summerhouse so that it blends in perfectly.

Alternatively, if you choose an unpainted or stain finish for your summerhouse, or the building is lined internally, then the seating is always supplied in an Off White paint finish.

Fabric colours may vary due to the printing process, samples are available on request.



ROOF MATERIALS

Scotts supplies a selection of roof materials on the different summerhouse models and these are detailed in the table below. Many of the summerhouse models are supplied, as standard, with an exceptional moulded, composite glass fibre roof giving a maintenance free life of twenty to thirty

years. These roofs provide ultimate protection against UV rays and realistically simulate slate tiles or lead. The style of the roof varies depending on the model chosen. Alternatively, for a more natural effect, a treated cedar shingle roof can be selected, for all summerhouse models, to blend in with any garden.

Summerhouse Model	Glass Fibre Roof	Cedar Shingle Roof	Modified Glass Fibre Roof Under 2.5m	Modified Cedar Shingle Roof Under 2.5m	Cream Fabric Roof Lining
Balmoral	●	●		●	●
Baltimore	●	●		●	●
2.4m Burghley	●	●		●	●
3.0m Burghley		●		●	●
3.6m Burghley		●			●
2.2m Newhaven Corner Summerhouse	●	●	●		●
3.0m Newhaven Corner Summerhouse		●			●
3.4m Sun Ray Garden Room	●	●		●	●
3.9m Sun Ray Garden Room		●		●	●
4.4m Sun Ray Garden Room		●			●



Natural Cedar Shingle

The cedar shingle roof is supplied as standard on some of the larger models. The cedar roof is supplied complete with a striking genuine copper finial for all models apart from the Sun Ray Garden Room.

A timber roof structure is hand made in Thrapston, from stress graded timber, and a breathable underlay is included, to ensure a watertight finish.

Scotts fits the highest quality, number 1 grade, Western Red cedar shingles, to give a twenty to thirty year life expectancy with minimal maintenance.

A selection of the Scotts buildings can be supplied with a modified cedar shingle roof that will keep the height of the building under 2.5 metres to comply with current planning regulations. The 2.2m Newhaven Corner Summerhouse is available with a modified slate effect glass fibre roof that keeps the height under 2.5 metres.

A plain cream fabric roof lining is supplied, as standard, for all of the roof options on the Scotts range of summerhouses. Alternatively, if a cedar shingle roof is supplied, it can be underlined in MDF and painted in Off White.



Slate Effect Glass Fibre



Natural Cedar Shingle (Sun Ray Garden Room only)



Lead Effect Glass Fibre (Burghley only)



Modified Cedar Shingle



Modified Glass Fibre (Newhaven only)



Rotating Base



Rotating Base Hidden by Skirting



Padded Lounger Insert



Shelf Feature External



Shelf Feature Internal

OPTIONAL EXTRAS

The main five Scotts buildings, as shown on pages 4 - 13, can be enhanced with a variety of optional accessories that provide a fun element as well as personalising your summerhouse to suit your needs. No other manufacturer provides such attention to detail and creativity to help you get the most from your garden building. You can choose from the following range of innovative extras, dependent on your chosen summerhouse model.

ROTATING BASE

The rotating base accessory is an ingenious mechanism popularised by the Victorians and much favoured by George Bernard Shaw. It allows you to simply turn your summerhouse to face the sun or even to change the view you have of your garden. The rotating base, as shown, is easily fitted to the Balmoral, Baltimore or 2.4m Burghley octagonal buildings and, when installed, is always hidden by a timber skirting to match your chosen colour finish.

PADDED LOUNGER INSERT

For a quick and easy bed conversion within your Balmoral, Baltimore or 2.4m Burghley, Scotts has the ideal solution. Where seating and upholstery are chosen, a slatted timber insert with matching fabric cushions allows for an instant bed conversion. The lounge insert can be ordered with a new building or can be purchased separately, at a later date, if required.

SHELF FEATURE

Scotts' exclusively designed storage feature, with diamond leaded window, is available as an optional extra within the back panel(s). With the ever increasing need for space, these imaginative storage features not only look attractive from the exterior of the building but internally they allow for drinks, glasses, books and even a radio to be within easy reach.

They can easily be incorporated into any of the Scotts summerhouses, adding an attractive and functional finishing touch.

TONGUE & GROOVE EFFECT LINING

All summerhouses (except the Balmoral) can be internally lined, to eaves height, with a tongue and groove effect lining, in an Off White paint colour only.

This lining adds the perfect finishing touch to any building. If desired, insulation can be supplied and fitted at an additional cost.

With the lining option, the diamond leaded windows in the rear panels of the Baltimore and Burghley summerhouses will not be available. Although, if you choose the shelf feature for your summerhouse this comes complete with diamond leaded windows so you can achieve a similar effect.

FLOOR COVERING

Scotts offers a durable flooring option within its range of summerhouses which provides a practical and tasteful floor covering (excluding the Sun Ray Garden Room, 3.0m Newhaven, 3.0m and 3.6m Burghley).

This unique woven vinyl flooring gives you the natural feel and texture of sisal and seagrass, whilst pleasant and warm underfoot. And, as this floor covering is waterproof and easy to clean it offers a perfect solution for any summerhouse.

LEADED GLASS

A Georgian effect, decorative leaded glass can be specified within a Scotts summerhouse instead of the standard plain glass. This traditional style of leaded glass can be chosen to blend in with period properties or just as a decorative finishing touch.

UNDERLINING TO ROOF

All of the Scotts summerhouses, supplied with a cedar shingle roof, can be underlined as an alternative to the plain cream fabric lining.

The underlining, supplied in an Off White paint finish, is manufactured from 9mm exterior grade MDF which is moisture resistant.

DOUBLE GLAZING & INSULATION

Scotts offers double glazing and insulation for all summerhouse models (excluding the Balmoral).

The double glazing is supplied with clear, low E energy saving glass. When insulation is specified, the summerhouse will be lined with the tongue and groove effect lining.

Further details and specifications for the double glazing and insulation are available from the sales team.

SOLAR LIGHTING

Add light to your summerhouse without the hassle and expense of supplying mains electrics to the bottom of the garden.

Scotts offers a solar lighting package for your summerhouse, incorporating a high efficiency solar panel, lithium battery hub, table lamp and floor lamp both with warm tone bulbs. It is the ideal solution for providing electrical power for lighting and is easy to install, requiring no special tools.



Tongue & Groove Effect Lining



Floor Covering



Leaded Glass



Underlining to Roof



Solar Lighting



SPECIFICATION

TIMBER

The external cladding, wall framing, roof, doors and windows are manufactured from Red Grandis, a sustainable FSC® certified hardwood. The floor is manufactured from high quality PEFC® certified European Redwood which is vacuum pressure impregnated with Osmose Naturewood. All timber is carefully selected and has a long life expectancy.

THE WALLS

The cladding is ex 19 x 125mm machined tongue and groove boarding. All nails are stainless steel. The framing size varies to structurally suit the model chosen. On the Balmoral, Baltimore and the 3.4m Garden Room it is a minimum of ex 38mm x 38mm in size. On the 2.2m Newhaven, the 2.4m Burghley and the 3m Burghley it is a minimum of ex 50mm x 38mm. The framing on the 3m Newhaven, the 3.6m Burghley, the 3.9m and 4.4m Garden Room is ex 63mm x 38mm.

DOORS AND WINDOWS

All of Scotts doors and windows are handmade by craftsmen, in the joinery division, and are fitted with 6.4mm laminated glass and traditional beading with quality brass fittings. The doors have a rebated mortice lock. Satin chrome fittings can also be specified, if preferred. Double glazing can be fitted to all models (except the Balmoral) using clear, low E energy saving glass. The shutters on the Balmoral are fitted with 3mm thick removable clear acrylic sheeting for ease of cleaning and painting.

THE FLOOR

All floors are manufactured using ex 19mm x 125mm pressure impregnated tongue and groove floorboards. Timber joist sizes for all models are ex 50 x 38mm.

SOLAR LIGHTING

The Scotts solar lighting package is capable of delivering energy at 12v to power lights, a fan and charging for mobile and laptop devices. The kit includes: 10w solar panel with 2.5m connection cable; solar panel wall bracket; 10Ah solarhub; table lamp and 80lm vintage bulb with 5m cable and switch; floor lamp and 350lm vintage bulb with 5m cable and switch.

ROOFS

The composite glass fibre roof is maintenance free and provides protection against UV rays. Scotts cedar shingle roofs only use high quality, Number 1 grade blue label, Western Red cedar shingles fitted with stainless steel nails. A timber frame, for the cedar shingle roof, is made from stress graded timber with a breathable underlay.

For specific roof options and which models they apply to, please see pages 16 & 17.

Scotts reserves the right to alter their specification in the interest of product improvement without prior notification.

PAINTS AND STAINS

If a paint finish is selected, all of the nail holes are filled and then the timber on both the inside and the outside of the building is primed. The microporous paint, in your chosen colour, is applied in a spray finish from the Sayerlack range. If a stained finish is chosen then Sayerlack semi-gloss stain is applied. The stain penetrates the wood so retarding the adverse effects of moisture, UV-light and microbial growth. The stain is absorbed into the wood and does not form a solid film.

LINING AND INSULATION

If the summerhouse is lined, a 9mm thick exterior grade, moisture resistant, MDF tongue and groove effect lining, in a painted finish, is fitted to the walls. All panels are pinned and skirting is fitted to the bottom of each panel. Insulation is available for all of the summerhouse models (excluding the Balmoral) and further details can be obtained, on request, from the sales team.

WARRANTY

With all Red Grandis hardwood summerhouses, a 10 year timber guarantee is offered by Scotts against rot, fungal decay and termite attack, subject to your regular maintenance of the paint/stain coating.

Please see the Scotts 'Summerhouse Aftercare and Warranty Manual' for full details.

PLACING AN ORDER

You can order your Scotts summerhouse directly from the showsite where you saw it, by e-mail or over the telephone by calling the Customer Hotline.

All orders will be confirmed in writing within 14 days and delivery is generally within 4 - 6 weeks, depending on the model.

Scotts offers a delivery and installation service for all summerhouses.

CUSTOMER HOTLINE 01832 732366

E-MAIL gazebos@scottsofthrapston.co.uk

WEBSITE scottsofthrapston.co.uk



Please note that timber is a natural product and can be subject to expansion and contraction from environmental or weather related conditions. Whilst Scotts takes every care, they cannot be responsible for any seasonal changes with a natural product.





SITE PREPARATION

BASE

The building must be erected onto a pre-prepared, level and hard standing area, preferably either concrete or smooth paving slabs – see Scotts base plans for details. Ideally, this base needs to be to a minimum depth of 100mm. If the site is very exposed it needs metal straps incorporating into the base work to anchor it to the ground. The person who undertakes the base work will supply these.

PLANNING PERMISSION

Planning permission is not generally required unless you live in a Conservation Area or in a Listed Property and providing the building is sited at least 2 metres from your boundary. If the summerhouse is to be positioned closer to the boundary, Scotts can offer most buildings at a height of under 2.5 metres to comply with planning regulations. However, it is always advisable to clarify individual situations with your local planning authority. Where a planning application is required, Scotts personnel will be pleased to assist with the process by providing full scale drawings, for your chosen model, for submission with your application.

CUSTOMER SERVICE

As a family business, established in 1920, Scotts of Thrapston places great emphasis on design, quality and service. Customer satisfaction has always been a top priority for Scotts and there will invariably be a member of the sales team willing to help you with your enquiry. Advice is always free of charge and they are happy to assist with planning, design, construction and other queries, whenever possible. The Scotts summerhouses can be seen at selected garden centres and display areas, around the UK, or at the Thrapston showsite. A full list of showsites can be found on the Scotts website.

DELIVERY, ON-SITE ASSEMBLY AND ACCESS

The Scotts package (excluding the Balmoral gazebo) includes delivery and erection of their buildings onto a pre-prepared base. Scotts directly employs fully trained, experienced and professional installers who have worked with the company for many years. The whole Scotts team takes a pride in the finished buildings they create.

Working space will be required around the building for the installers to construct the building to your satisfaction, quickly and efficiently. Scotts regrets that the installation teams are unable to carry wall panels, floors or roofs over walls and fences or through houses and garages. At the time of ordering you will need to confirm that adequate access is available for the building to be delivered. If access is not available then Scotts can usually manufacture smaller component parts to allow for the building to be carried through a house or garage, for example. Full details of access requirements can be obtained from the Scotts sales team and agents. All buildings are supplied with a comprehensive maintenance manual.

BESPOKE SUMMERHOUSES



IF YOU CAN DREAM IT, SCOTTS CAN BUILD IT

The garden provides such an exceptional opportunity to express ourselves through shapes, colours and textures but should not be limited to plants alone. Why not apply this creative expression to focal point structures, such as a summerhouse?

Scotts of Thrapston is one of the few summerhouse manufacturers that can create a garden building customised to your personal design or to suit an unusual shape in your garden. If you dream of a very special garden retreat, with a completely unique colour finish, fitted with a wood burning stove, or a unique layout or style then the Scotts design team can make your building a reality. Whether a distinctive pool house, a garden pavilion, a hobby room or simply a variation on one of the standard summerhouse buildings, Scotts can help you to create your dream garden hideaway.

MORE THAN JUST A SUMMERHOUSE

For many years, Scotts has supplied one-off buildings for commercial entities including hotels, leisure clubs and restaurants where they require a distinctive timber building to meet their specific needs. Logos and corporate colours can be incorporated into the design to personalise it for your business. Scotts has supplied pavilions, ticket booths, smoking huts, golf course shelters and even themed summerhouses for taking tea in the gardens of very special restaurants and hotels.

Make sure that a summerhouse is a key feature in your garden or grounds for many years to come and speak to Scotts about the bespoke design service on offer. Scotts will create a building that suits your application and that is as unique as your imagination will allow!



CELEBRATING 100 YEARS



SUMMERHOUSES AND GARDEN BUILDINGS

Scotts is a leading UK manufacturer of distinguished timber summerhouses and garden buildings. These buildings are available in a stylish choice of colours, shapes and sizes, so can be personalised to suit your taste and hobbies. The range of quintessentially English summerhouses will enhance any garden setting, providing the perfect hideaway.



EQUESTRIAN BUILDINGS

Scotts is the country's leading supplier of bespoke timber equestrian buildings with an unrivalled reputation for design, quality and customer service. The Scotts service includes initial design through to on-site construction. Whether a complete yard complex, an American barn or a simple field shelter is required, Scotts provides the perfect solution for you and your horses.



GARAGES AND CAR BARNs

Scotts garages and car barns can be created to accommodate your treasured motor vehicle, whether a cherished classic car or motorbike or a family runabout. Scotts bespoke timber buildings are designed and manufactured for each specific and unique application.



PAVILIONS AND LEISURE BUILDINGS

Bespoke timber pavilions, clubhouses and leisure buildings can be supplied for a variety of purposes. Scotts has a wealth of design, manufacturing and installation experience to create distinctive and engineered timber buildings. They are purpose designed, adaptable and versatile and manufactured to suit your club, school or community's exact needs.



ROOF STRUCTURES

As a leading member of the Trussed Rafter Association, Scotts can design and supply all structural roof components from trussed rafters and room-in-the-roof trusses to roof structures for special applications. Scotts is the preferred supplier to many leading UK housebuilders and construction companies, handling a diverse range of projects.



ENGINEERED FLOORS

The easi-joist engineered floor system from Scotts provides a practical, cost effective alternative to traditional timber joists, whether for domestic or commercial applications. A precision designed and manufactured floor system, easi-joist combines stress graded timber with engineered metal webs to create a flooring solution to suit your specification.



Scotts of Thrapston Ltd.

Bridge Street, Thrapston, Northamptonshire. NN14 4LR

Tel: 01832 732366

E-Mail: gazebos@scottsofthrapston.co.uk

scottsofthrapston.co.uk

Local Agent Details

**ENGRAINED
WITH PASSION**